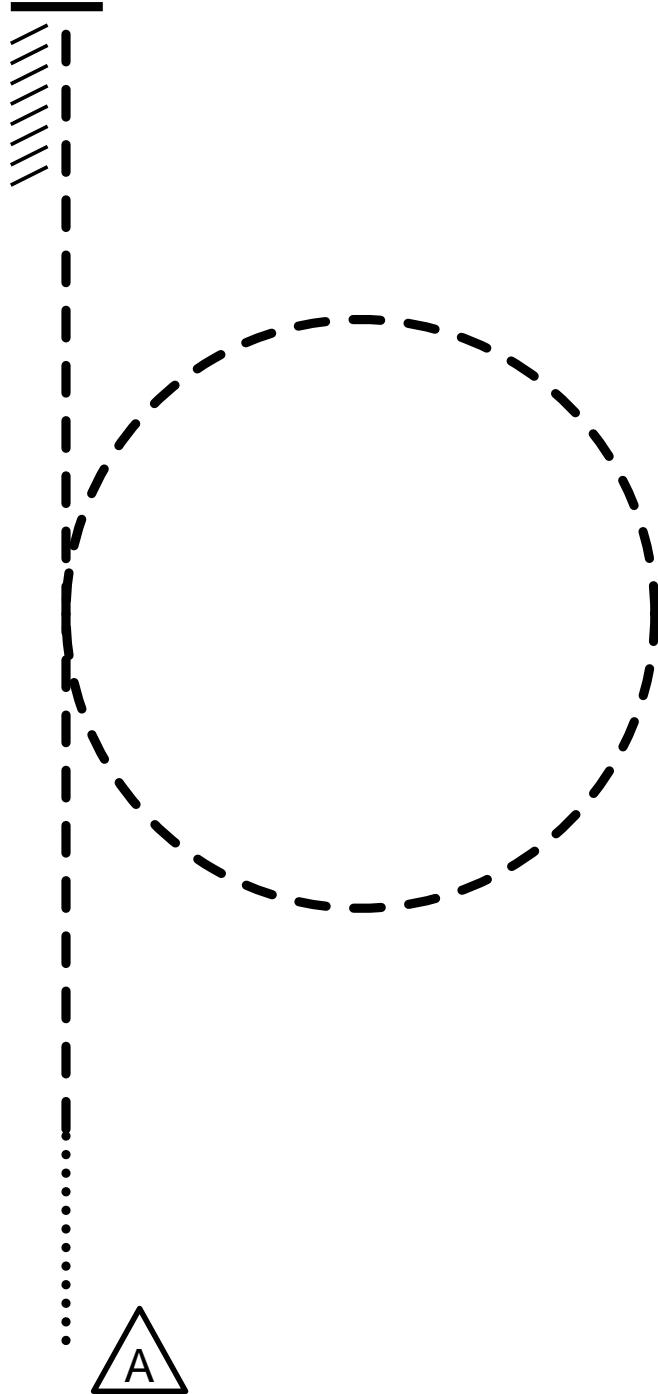


# EQUITATION

**Show:** PQHA Open Show Buckle Series - November Show

**Date:** 11/11/2023

**Classes:** 9. 19 & Over Walk-Trot Hunt Seat Equitation  
10. Youth Walk-Trot Hunt Seat Equitation



**Be ready at A**

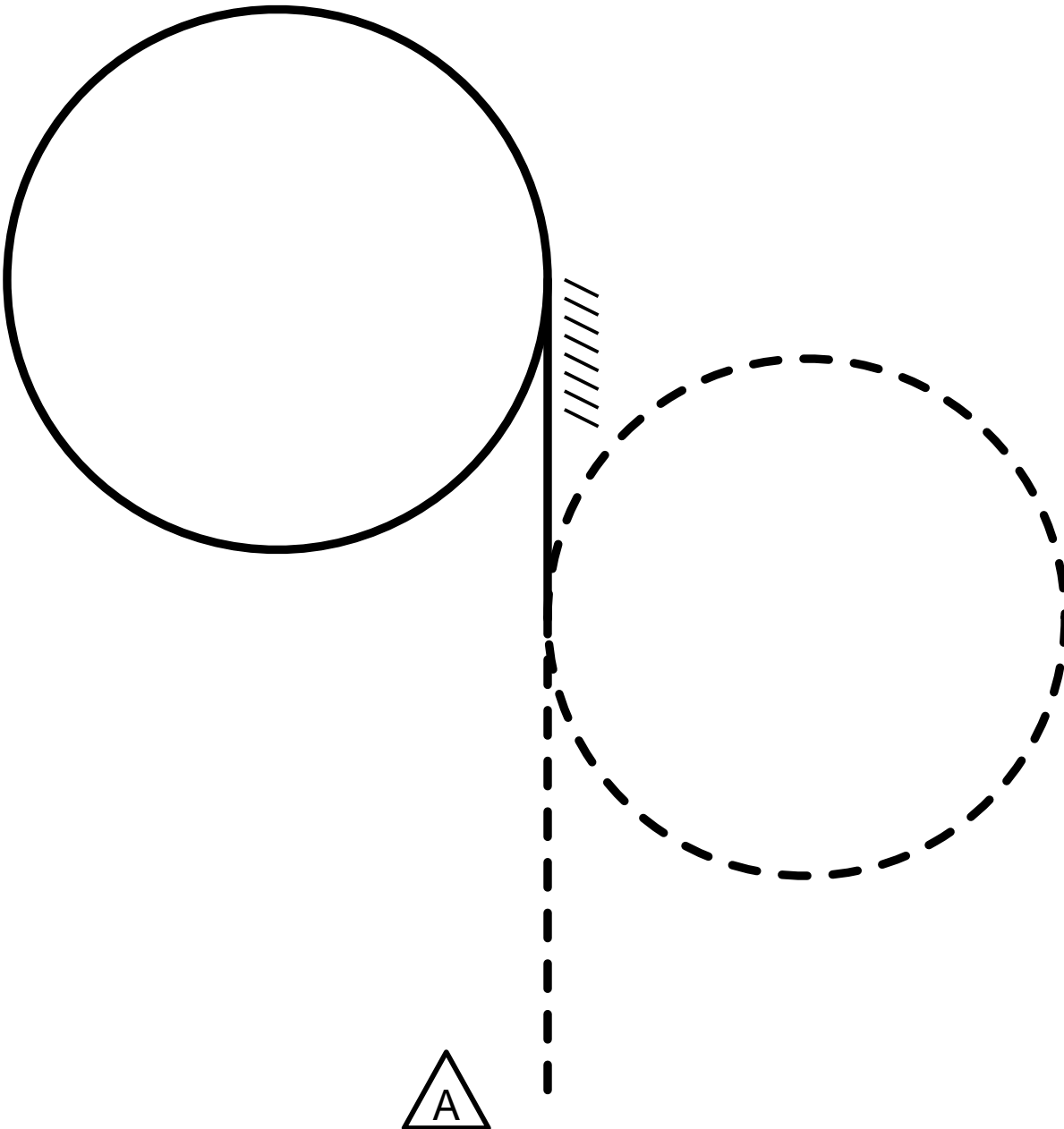
1. Walk from A
2. Posting trot right diagonal to center of pattern
3. Change diagonals and trot circle right
4. At completion of circle, sitting trot straight line
5. Stop and back approximately one horse length

# EQUITATION

**Show:** PQHA Open Show Buckle Series - November Show

**Date:** 11/11/2023

**Classes:** 11. 19 & Over Hunt Seat Equitation  
12. Youth Hunt Seat Equitation



**Be ready at A**

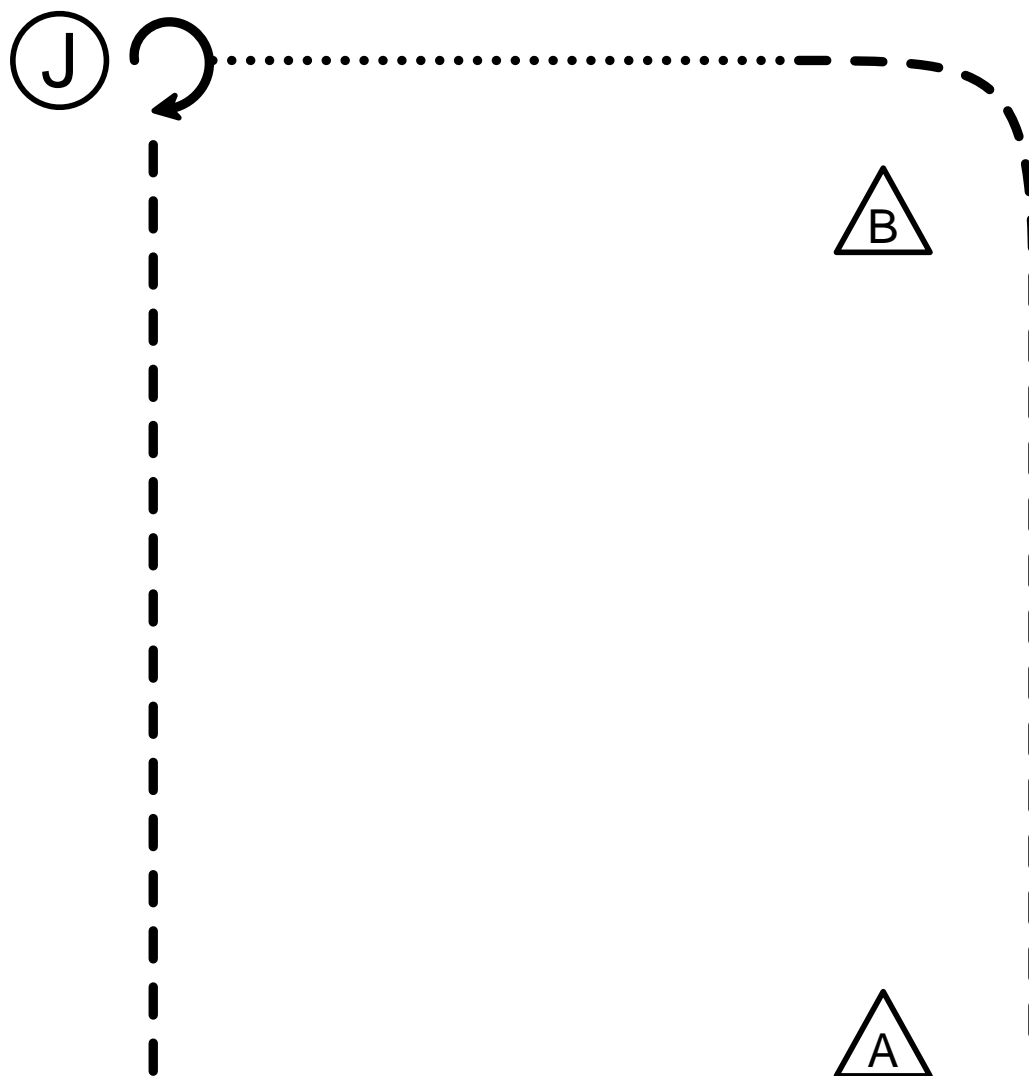
1. Trot, circle right
  2. Canter, circle left
  3. One completion of circle, stop, back
- Walk to the far rail and await railwork**

# SHOWMANSHIP

**Show:** PQHA Open Show Buckle Series - November Show

**Date:** 11/11/2023

**Classes:** 17. 19 & Over Showmanship



## **Be ready at A**

1. Start at the 1st marker and trot to and around the 2nd marker
2. Break to a walk and walk to the judge
3. Stop and set up for inspection
4. When excused, pivot 3°/4° turn and trot to exit

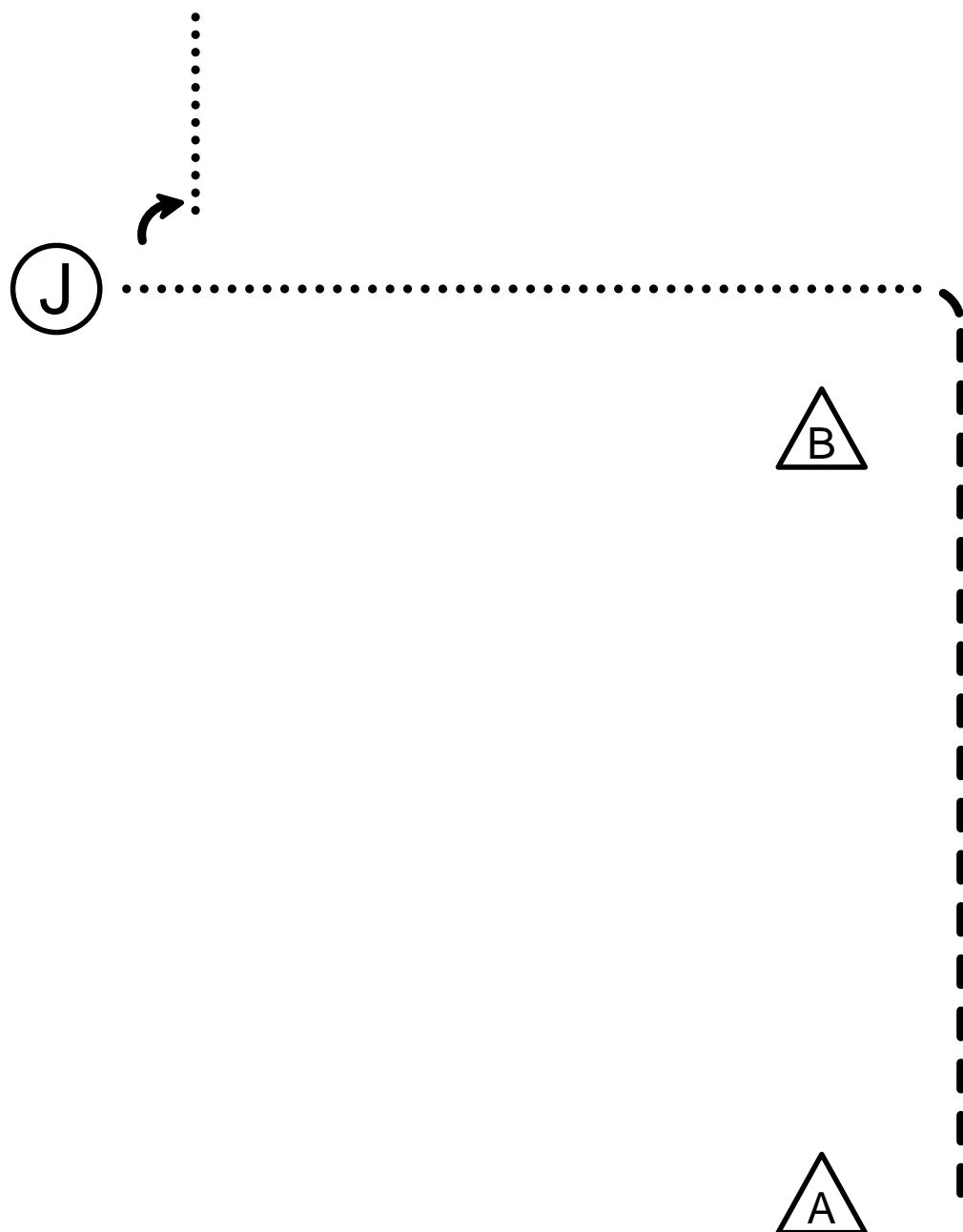
**Follow the instructions of your ring steward**

# SHOWMANSHIP

**Show:** PQHA Open Show Buckle Series - November Show

**Date:** 11/11/2023

**Classes:** 18. Youth Showmanship



## Be ready at A

1. Trot from A to and around B
2. Walk to judge, stop and set up for inspection
3. When dismissed, perform a 90° turn
4. Exit at a walk

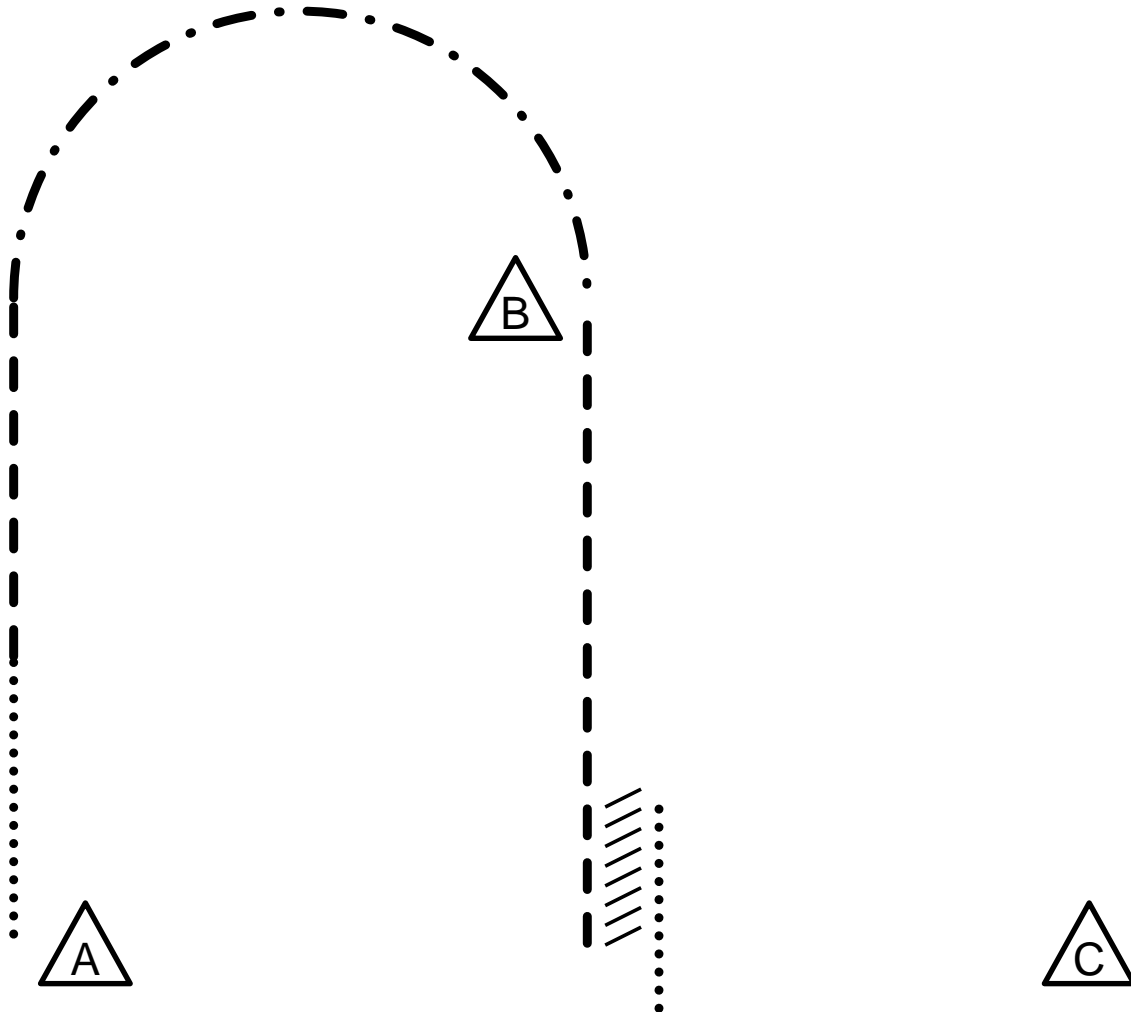
**Follow the instructions of your ring steward**

# HORSEMANSHIP

**Show:** PQHA Open Show Buckle Series - November Show

**Date:** 11/11/2023

**Classes:** 26. 19 & Over Walk-Trot Western Horsemanship  
27. Youth Walk-Trot Western Horsemanship



## Be ready at A

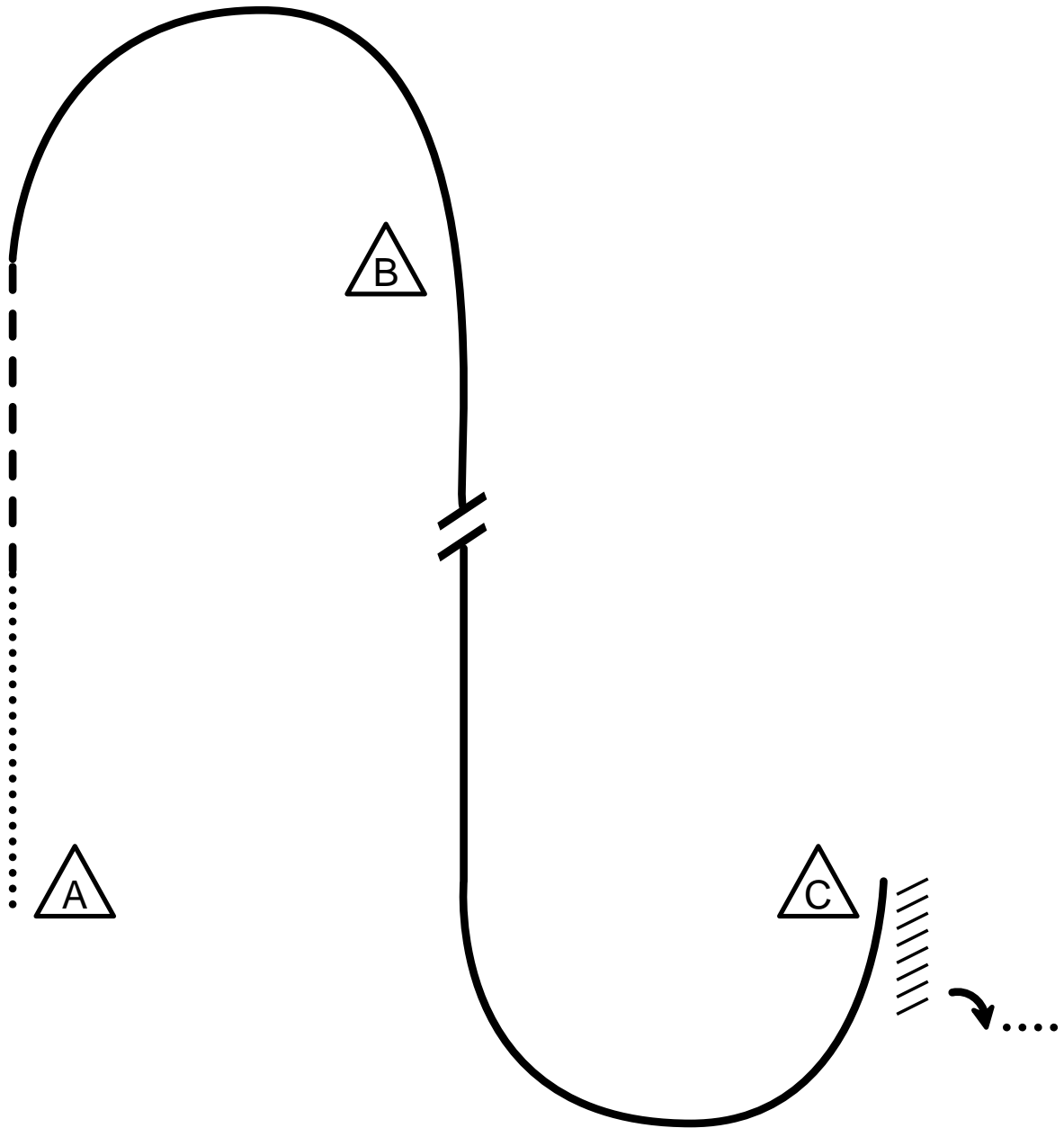
1. Walk from A to center
2. Jog until even with B
3. Extended jog half circle to B
4. Jog until even with C
5. Stop and back one horse length
6. Walk straight away

# HORSEMANSHIP

**Show:** PQHA Open Show Buckle Series - November Show

**Date:** 11/11/2023

**Classes:** 28. 19 & Over Western Horsemanship



## Be ready at A.

1. Walk halfway to B.
2. Jog until even with B.
3. Right lead lope half circle and past B.
4. Change leads (simple or flying)
5. Left lead lope half circle to C.
6. At C, stop & back.
7. Turn 90° right. Walk to lineup.

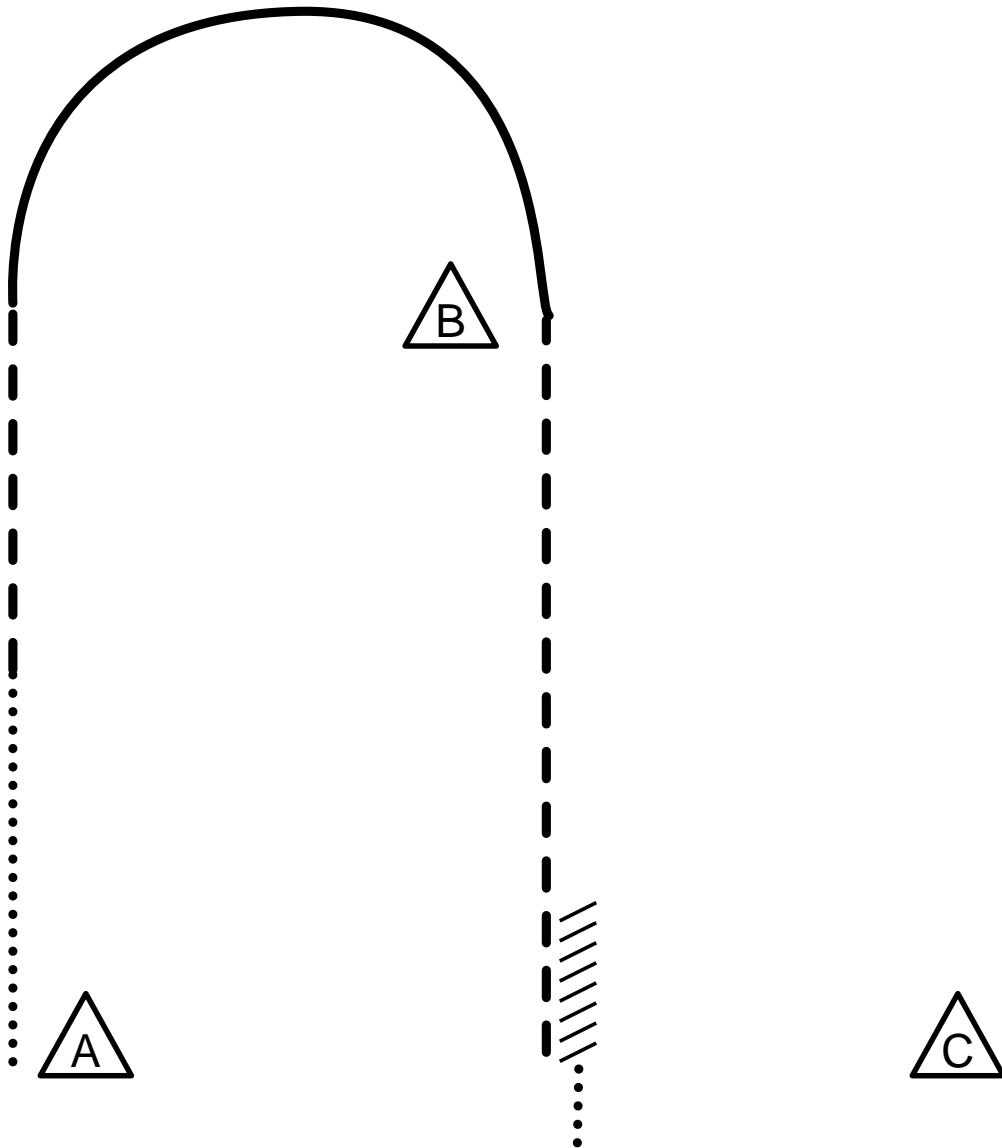
**Exit at a walk**

# HORSEMANSHIP

**Show:** PQHA Open Show Buckle Series - November Show

**Date:** 11/11/2023

**Classes:** 29. Youth Western Horsemanship



## Be ready at A.

1. Walk halfway to B.
2. Jog until even with B.
3. Right lead loop half circle to B..
4. At B break to jog. Jog to center between A and C.
5. Stop and back.

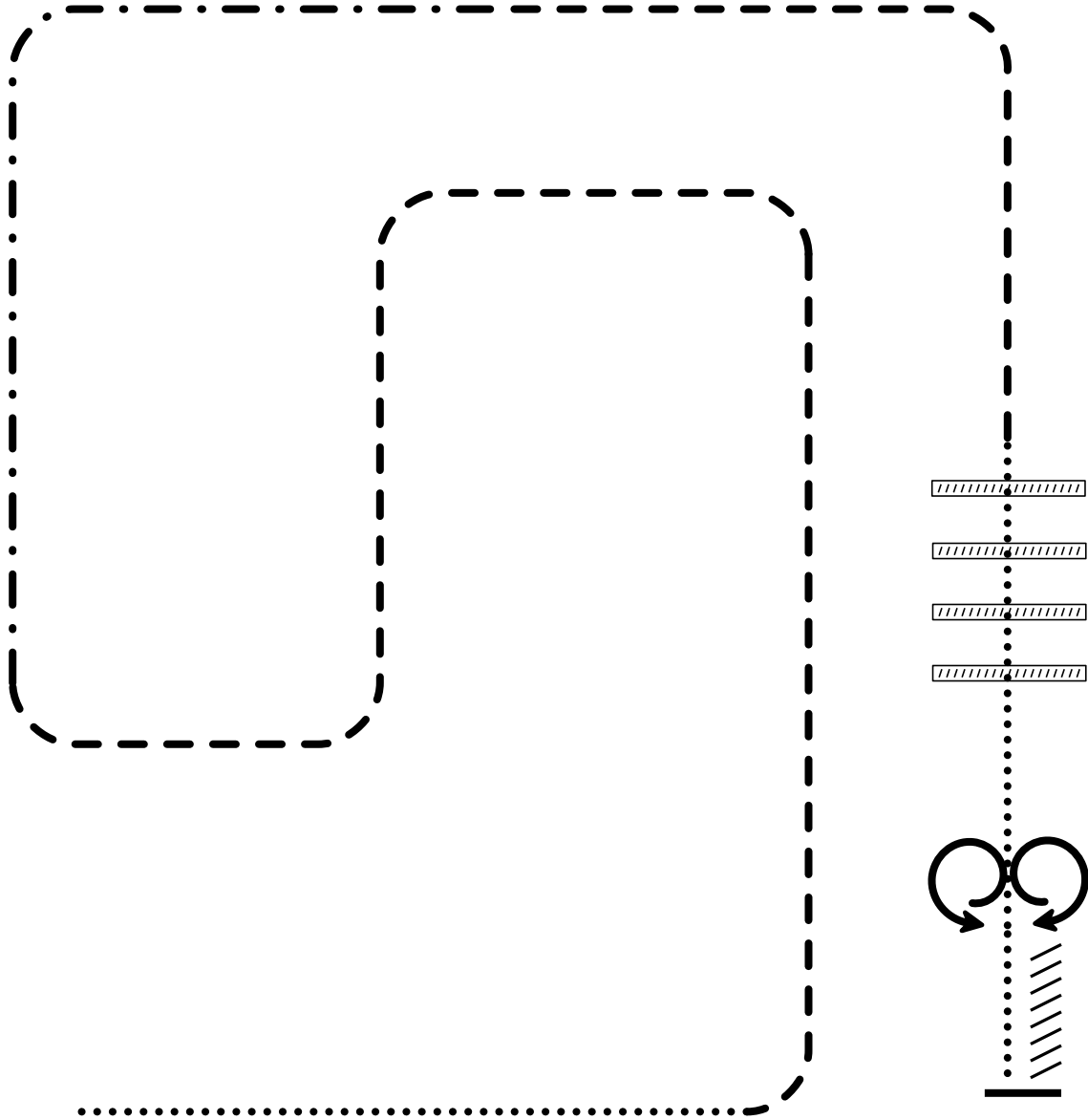
**Exit at a walk.**

# RANCH RIDING

**Show:** PQHA Open Show Buckle Series - November Show

**Date:** 11/11/2023

**Classes:** 38. 19 & Over Walk-Trot Ranch Riding  
39. Youth Walk-Trot Ranch Riding



## Be ready at A

1. Walk
2. Trot
3. Trot serpentine
4. Extended trot
5. Trot
6. Walk over logs
7. Stop, do 360° turn each direction (either direction first)
8. Walk
9. Stop and back

**Exit at a walk**

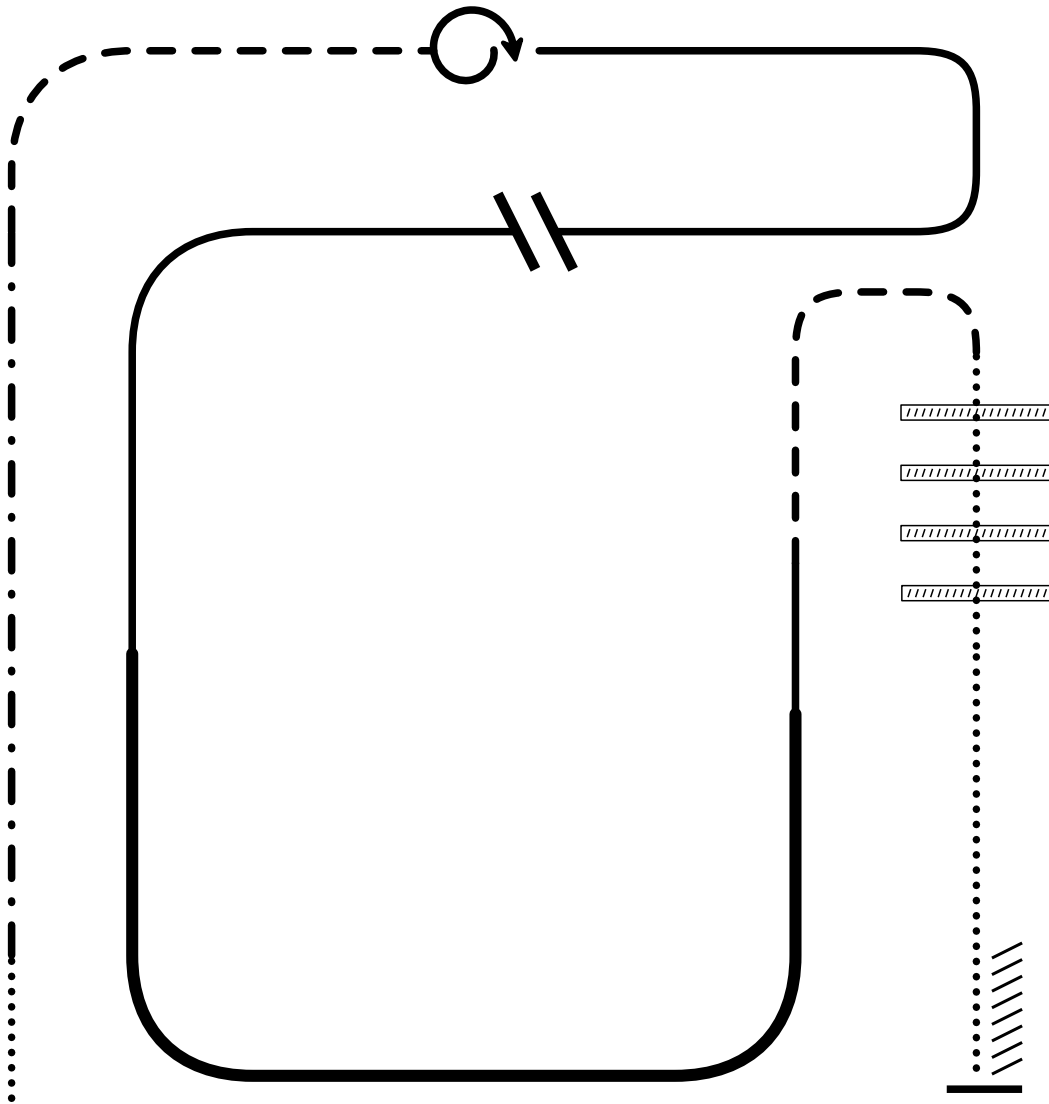


# RANCH RIDING

**Show:** PQHA Open Show Buckle Series - November Show

**Date:** 11/11/2023

**Classes:** 40. 19 & Over Ranch Riding  
41. Youth Ranch Riding



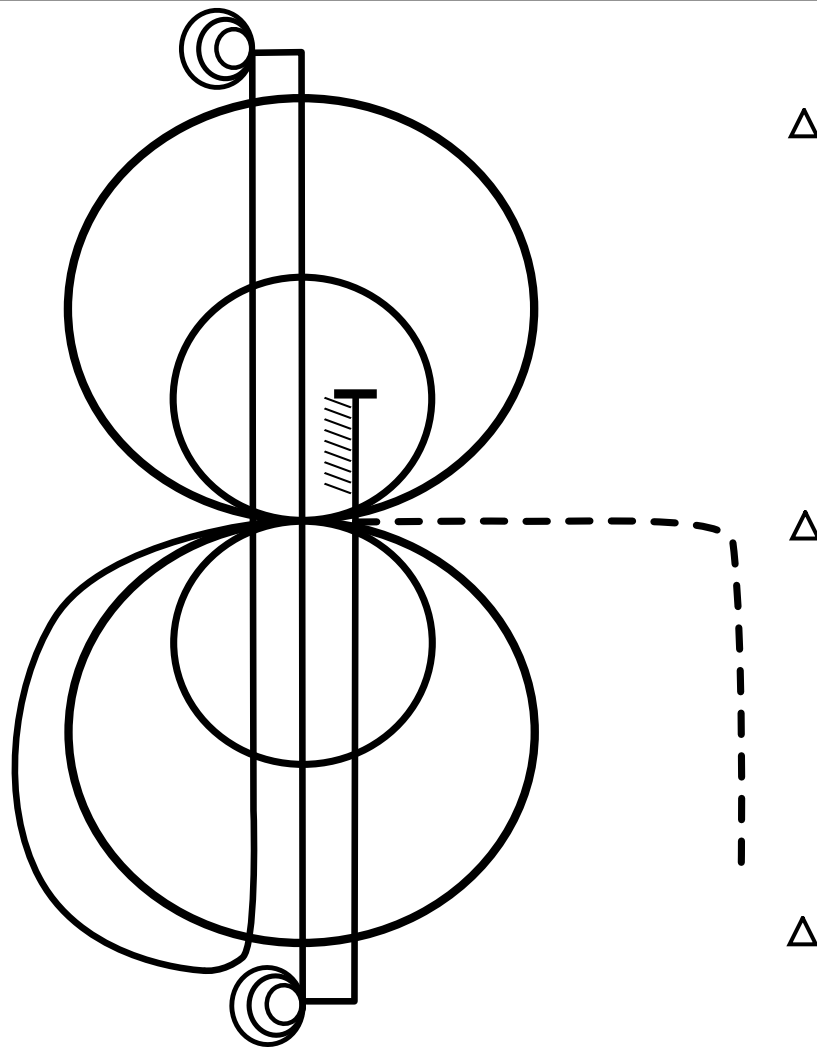
1. Walk three horse lengths
2. Extended Trot
3. Trot
4. Stop; Turn 360° right
5. Lope right lead
6. Change leads
7. Lope left lead
8. Extended lope, then collect
9. Trot
10. Walk over logs
11. Walk
12. Stop and back
13. Natural ranch horse appearance

# REINING

**Show:** PQHA Open Show Buckle Series - November Show

**Date:** 11/11/2023

**Classes:** 42. 19 & Over Reining  
43. Youth Reining



**Mandatory Marker along Fence or Wall: Judge shall indicate with markers on arena wall or fence the center of pattern. Judge shall also place markers on fence or wall at least 50ft from each end of the arena.**

1. Ride pattern as follows: Trot to center of arena and stop or walk before departure. Start pattern facing toward judge.
2. 1. Beginning on left lead, complete two circles to the left - the first one large and fast, the second one small and slow. Change leads at center of arena.
3. 2. Complete two circles to the right - the first one large and fast, the second one small and slow. Change leads at the center of arena.
4. 3. Begin a circle to the left, but do not close this circle. Continuing around the end of the arena, run up the center, past end marker, and do a sliding stop.
5. 4°. Complete 3 1/2 spins to the left.
6. 5. Run down to other end of arena, past the end marker, and do a sliding stop.
7. 6. Complete 3 1/2 spins to the right.
8. 7. Run past the center marker and do a sliding stop. Back at least 10 feet. Hesitate to show completion of pattern.

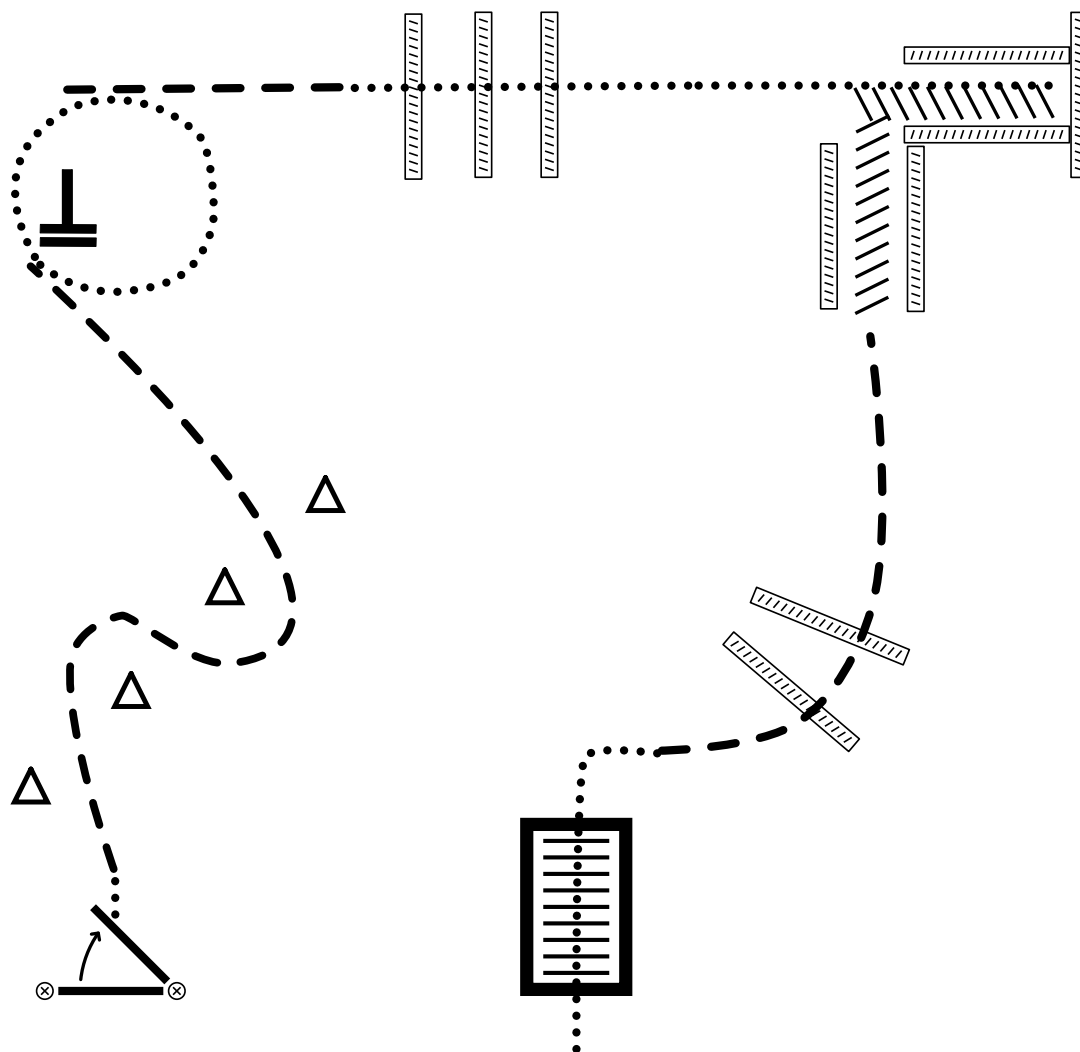
..

# RANCH TRAIL

**Show:** PQHA Open Show Buckle Series - November Show

**Date:** 11/11/2023

**Classes:** 44. 19 & Over Walk-Trot Ranch Trail  
45. Youth Walk-Trot Ranch Trail



## Be ready the gate.

1. Right hand push gate.
2. Trot sserpentine. Trot to slicker.
3. Pick up slicker. Walk or trot a circle to the right around standard. Place slicker back on standard.
4. Trot to logs. Walk over logs. Walk into chute.
5. Back L.
6. Trot over logs.
7. Stop or break to walk. Walk over bridge.

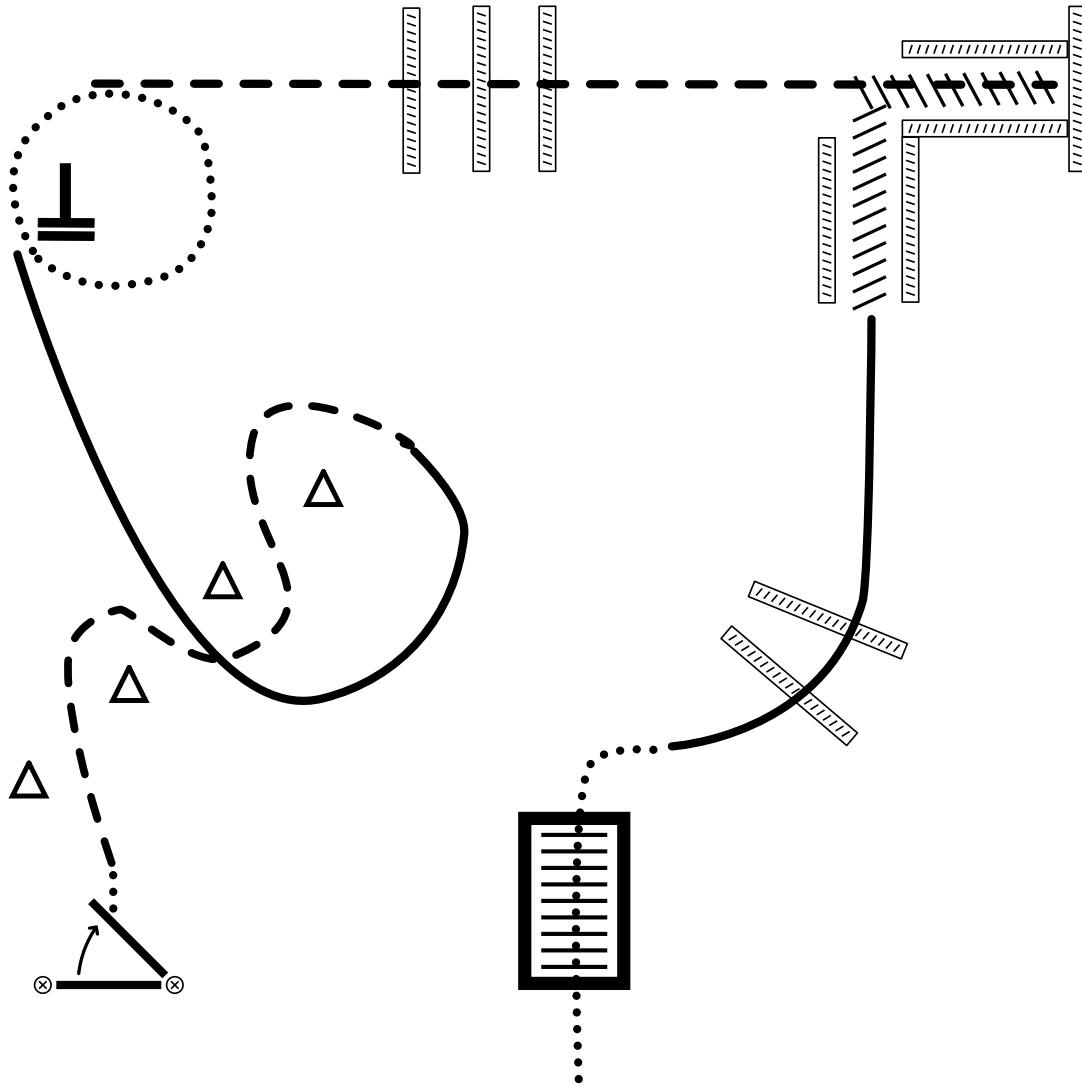
**Exit at a walk.**

# RANCH TRAIL

**Show:** PQHA Open Show Buckle Series - November Show

**Date:** 11/11/2023

**Classes:** 46. 19 & Over Ranch Trail  
47. Youth Ranch Trail



## Be ready the gate.

1. Right hand push gate.
2. Trot serpentine. Right lead lope to slicker.
3. Pick up slicker. Walk or trot a circle to the right around standard. Place slicker back on standard.
4. Trot over logs. Trot into chute.
5. Back L
6. Right lead lope over logs.
7. Stop or break to walk. Walk over bridge.

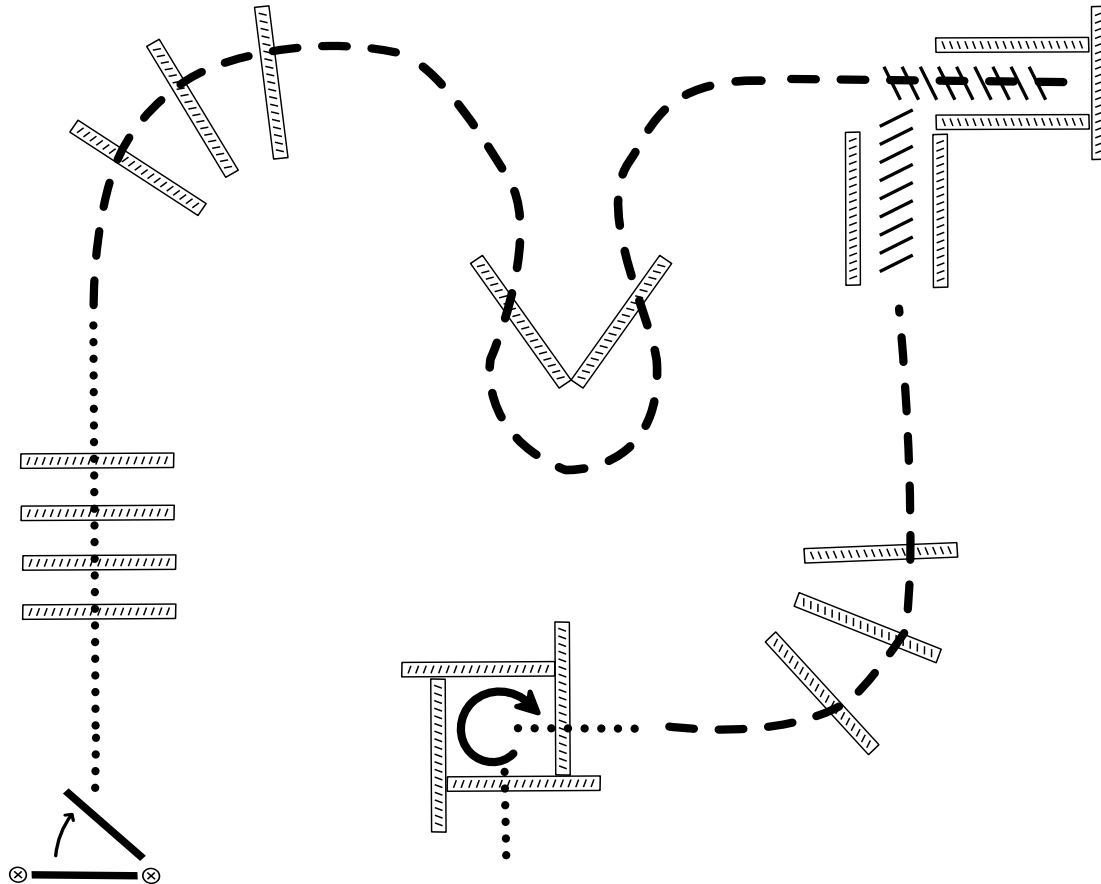
**Exit at a walk.**

# TRAIL

**Show:** PQHA Open Show Buckle Series - November Show

**Date:** 11/11/2023

**Classes:** 48. 19 & Over Walk-Trot Trail  
49. Youth Walk-Trot Trail



## **Be ready at gate.**

1. Right hand push gate.
2. Walk over poles.
3. Jog over poles.
4. Jog serpentine.
5. Jog into chute. Back L.
6. Jog over poles.
7. Stop or break to walk. Walk into box. Complete 270 turn to right. Walk out of box.

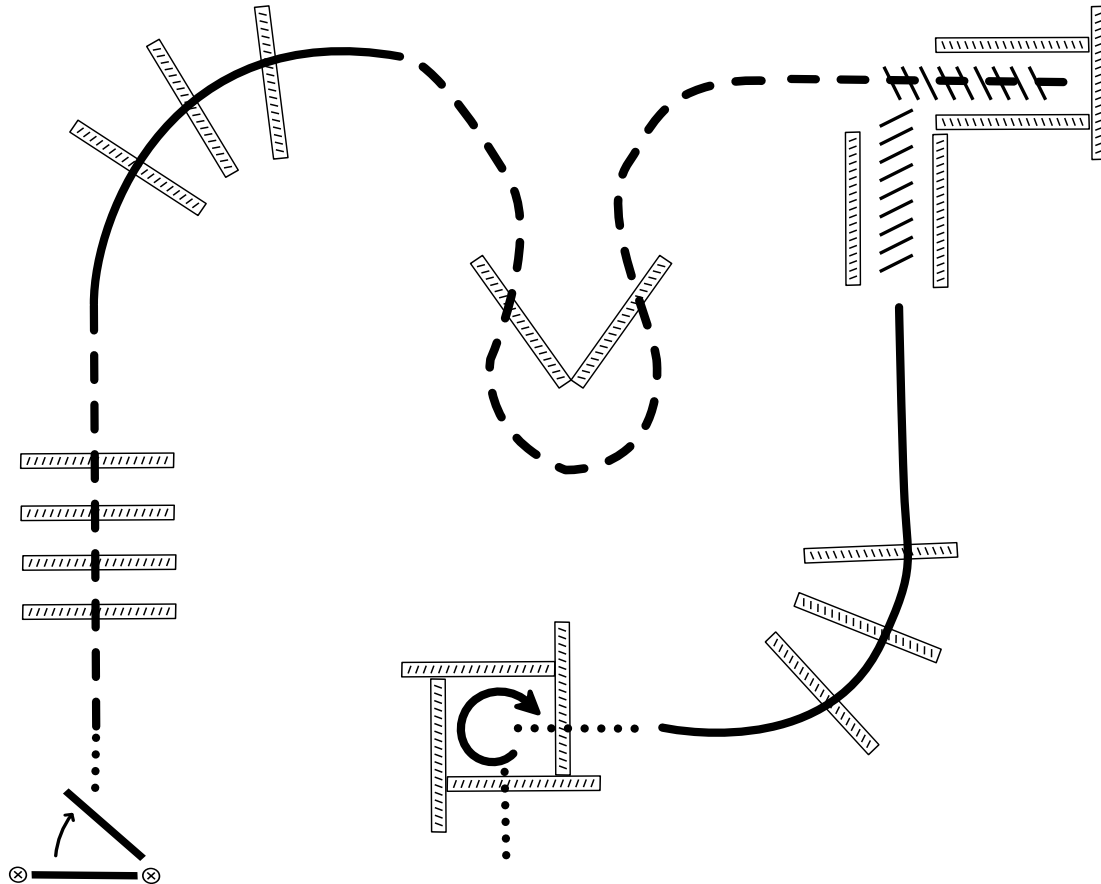
**Exit at a walk**

# TRAIL

**Show:** PQHA Open Show Buckle Series - November Show

**Date:** 11/11/2023

**Classes:** 50. Youth Trail  
51. 19 & Over Trail



## Be ready at gate.

1. Right hand push gate
2. Jog over poles.
3. Right lead lope over poles
4. Jog serpentine.
5. Jog into chute. Back L.
6. Right lead lope over poles.
7. Stop or break to walk. Walk into box. Complete 270 turn to right. Walk out of box.

**Exit at a walk**